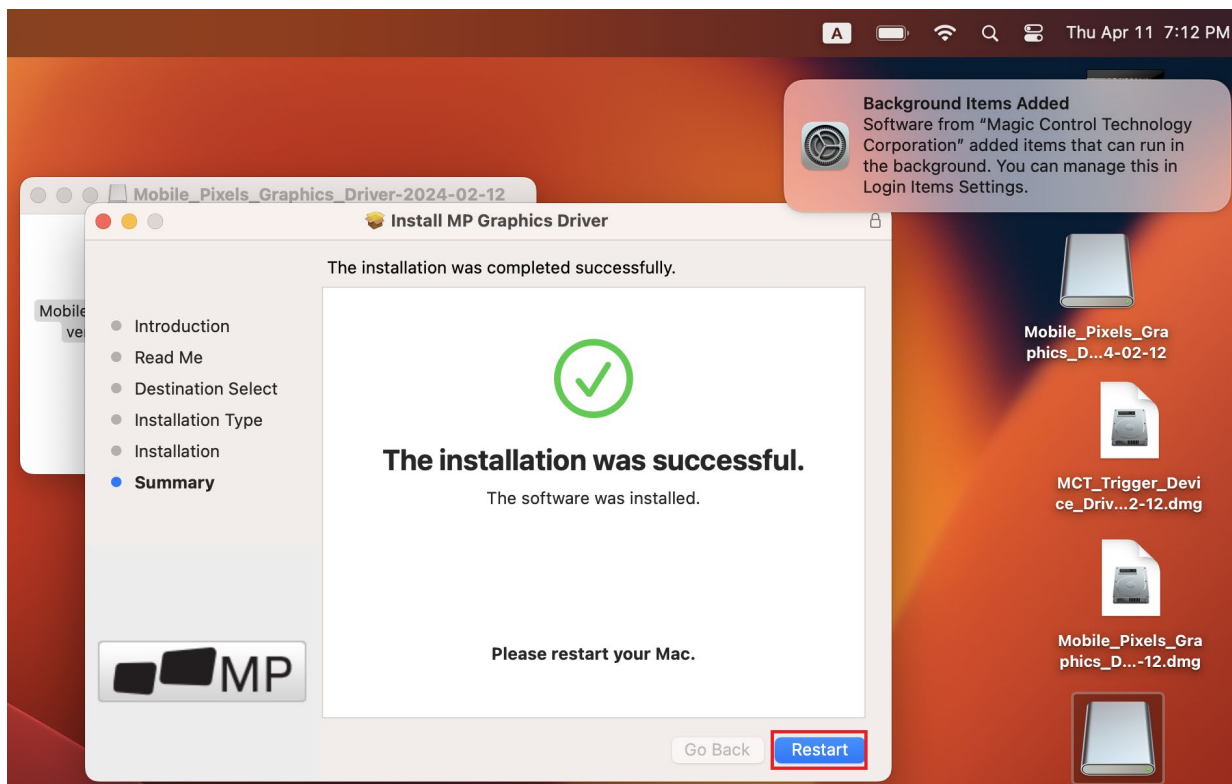


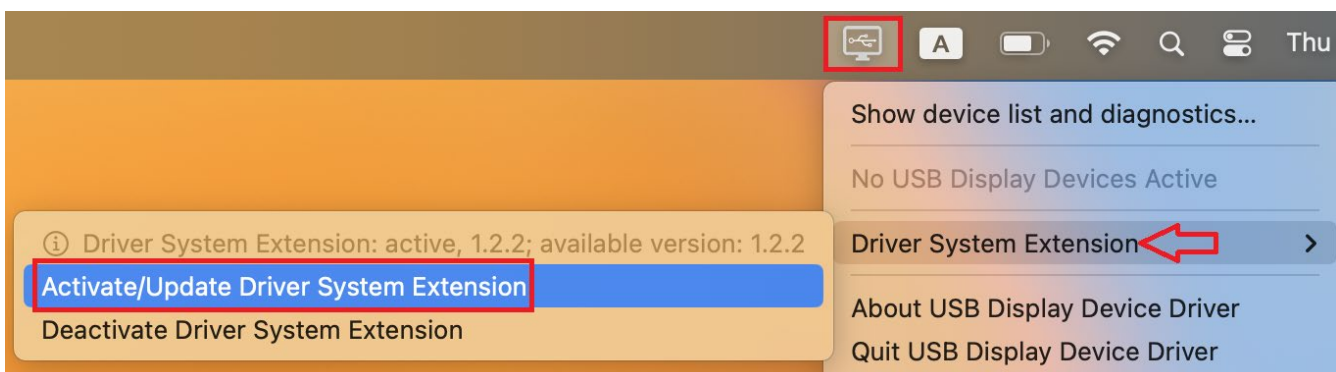


Notice before the driver installation

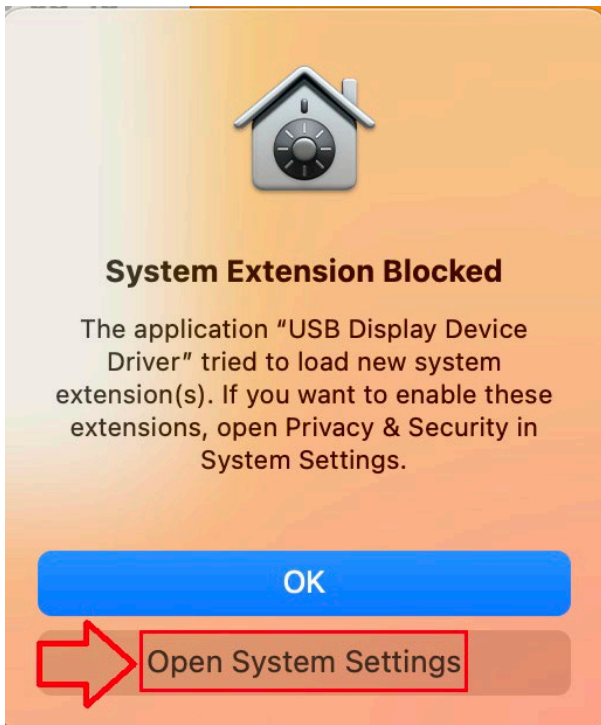
- ✧ Unplug the USB 3.0 Display Device from USB port.
 - ✧ Make sure to uninstall the previous driver before installing a new driver version.
 - ✧ The macOS requires user approval before loading new third-party kernel extensions and installing software. Please approve when the authentication messages appear in a sequence to enable the kernel extension to use the USB Display Device.
 - ✧ Re-plug the USB 3.0 Display device from USB port if the extended screen does not show up.
1. Please follow the driver installer installing the USB display device driver and click “Restart” to finish the installation.



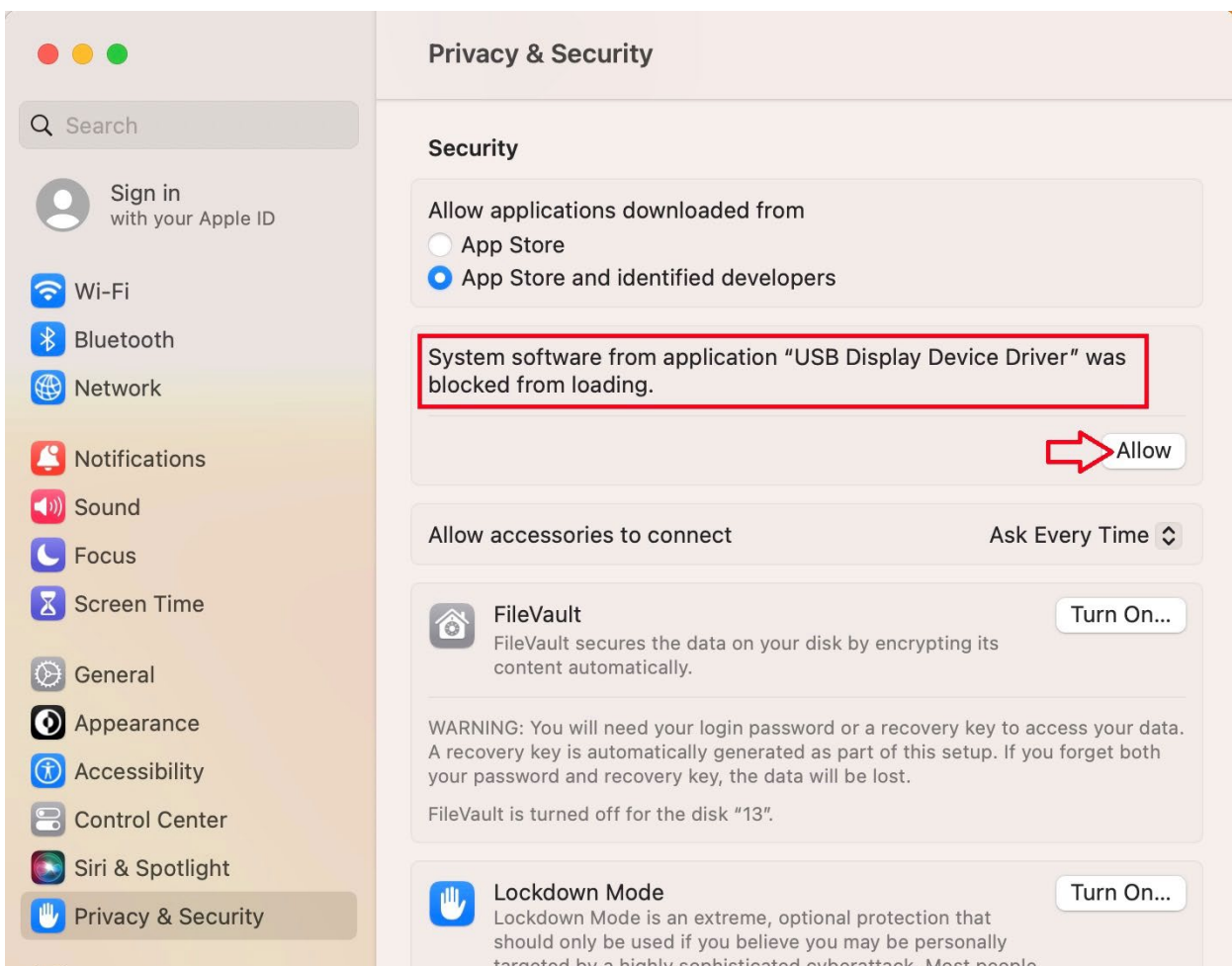
2. Plug in the USB 3.0 Display Device after restarting the system, and a USB Display Device icon  will appear in the upper right corner of the taskbar. Right-click the USB Display Device icon , then please click “Driver System Extension” and select “Active/Update Driver System Extension” to continue.



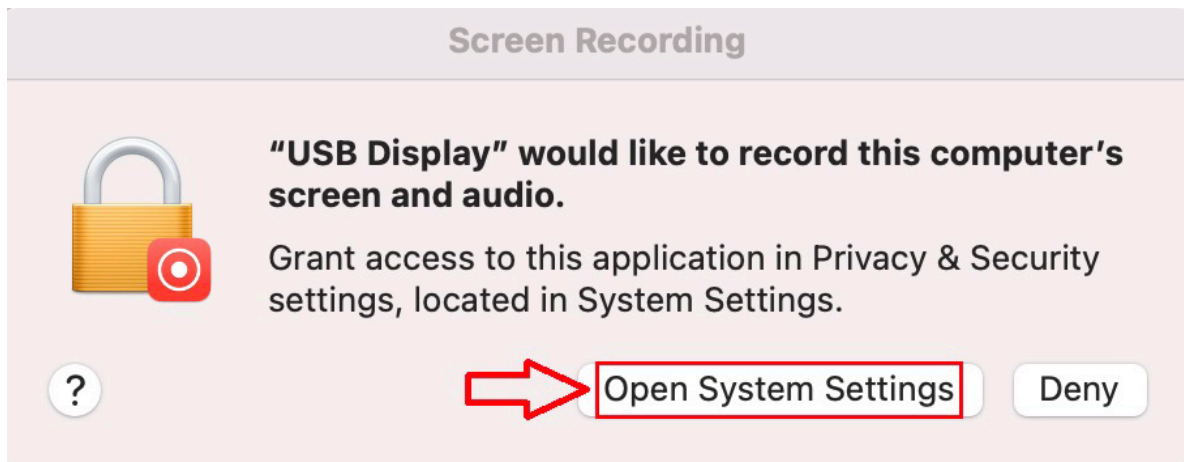
3. "System Extension Block" pop-up, please click "Open System Setting" to continue.



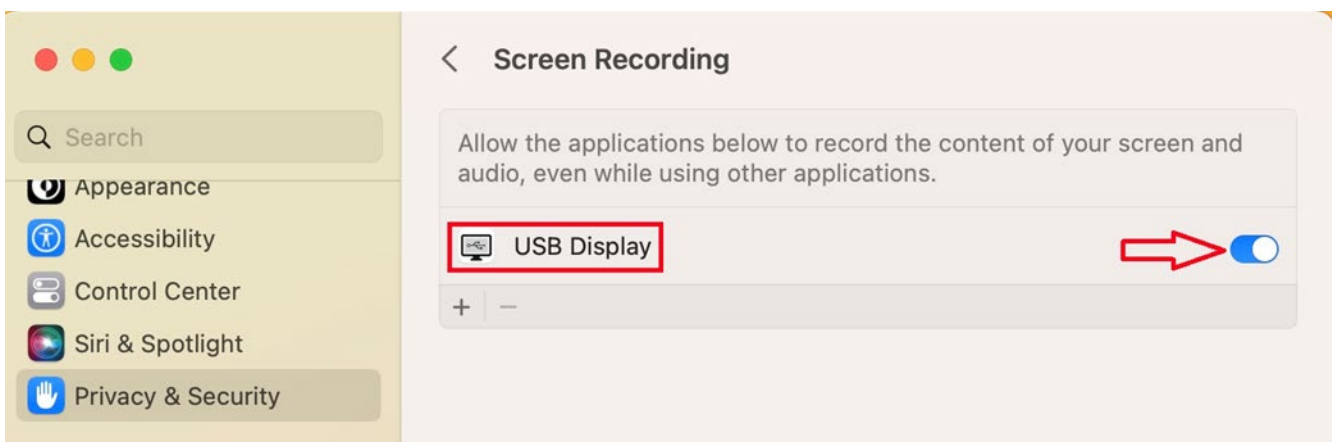
4. Entering the "Privacy & Security" options, press "Allow" to continue.



5. "Screen Recording" option appear, click "Open System Settings" to continue.



6. Enable the “USB Display” to approve recording the screen contents and complete the installation.

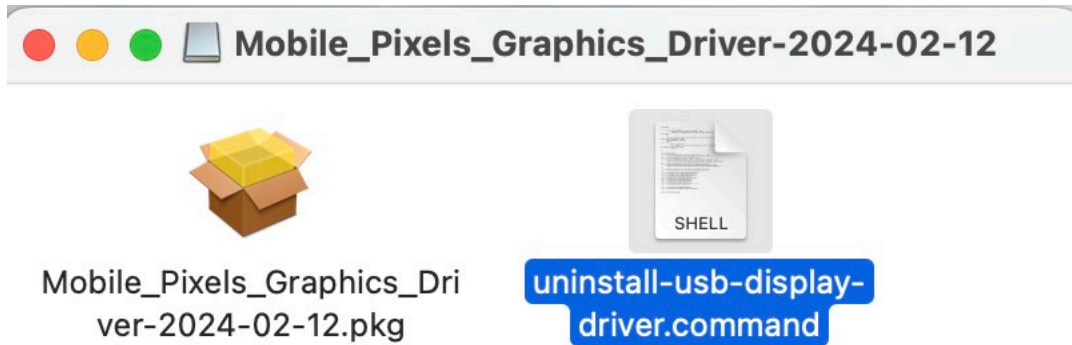


7. The extended display will be show up and it is ready to use.

※ If the extended display does not show up, please re-plug the USB 3.0 Display Device from USB port of your computer.

Driver Un-installation:

- Unplug the USB 3.0 Display Device from the USB port.
- Click “uninstall-usb-display-driver.command” to uninstall the previous driver.



- Enter the system password. Restart your computer when "completed" appears.

A screenshot of a macOS terminal window titled 'test — uninstall-usb-display-driver.command — 102x24'. The terminal shows the following output:

```
Last login: Mon Sep  4 18:58:19 on console
/Volumes/Mobile_Pixels_Graphics_Driver-4.0-2023-08-13/uninstall-usb-display-driver.command ; exit;
test@test-MacBook-Pro ~ % /Volumes/Mobile_Pixels_Graphics_Driver-4.0-2023-08-13/uninstall-usb-display-driver.command ; exit;
Most components require root privileges to uninstall. We are about to run those commands using "sudo", please enter your password if asked.
[Password:
Unloading daemons

Saving session...
...copying shared history...
...saving history...truncating history files...
...completed.

[Process completed]
```